


MAX-FOH 0.6/1kV, multi-core Insulated, sheathed



Application & Features

For use in most power and control circuits. Features XLPE Insulation for high operating temperatures, thermal short circuit rating and durability.

Thermal Characteristics

Operating Temperature

-15°C to 90°C

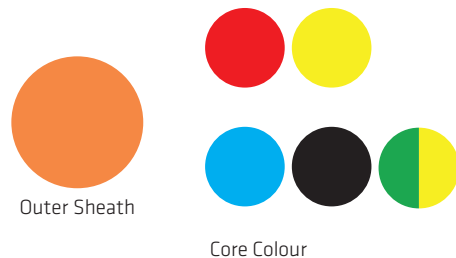
Installation Temperature

0°C to 50°C

Short Circuit Temperature

250°C

Identification



Optional Features



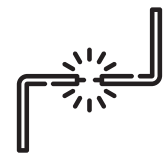
UV
Resistance



Anti-Termite



Anti-Rodent



Other Sheath colours are
available

Bending Radius

Minimum bending radius
8 x overall diameter

Performance Characteristics

Reference Standard:
IEC 60502-1

Circuit Integrity:
IEC 60331
SS 299-1 Cat C, W, Z
BS 6387 -Cat C, W, Z

Flame Retardant:
IEC 60332-1, 60332-3
Halogen-free:
IEC 60754-1

Corrosive gas-free:
IEC 60754-2
Low Smoke Density:
IEC 61034-2

Cable Size	Insulation Thickness	Sheath Thickness	Cable Overall Diameter	Cable Weight	Max Conductor Resistance at 20°C
mm ²	mm	mm	mm	kg/km	ohm/km
2x1.5	0.7	1.8	11.3	170	12.10
2x2.5	0.7	1.8	12.1	200	7.41
2x4	0.7	1.8	13.2	260	4.61
2x6	0.7	1.8	14.3	320	3.08
2x10	0.7	1.8	16.2	370	1.83
2x16	0.7	1.8	18.3	510	1.15
2x25	0.9	1.8	21.8	740	0.727
2x35	0.9	2.5	25.8	990	0.524
2x50	1.0	2.6	29.0	1200	0.387
2x70	1.1	2.8	33.4	1700	0.268
2x95	1.1	3.0	37.8	2300	0.193
2x120	1.2	3.1	41.3	2800	0.153
2x150	1.4	3.3	46.0	3500	0.124
2x185	1.6	3.5	50.7	4300	0.0991
2x240	1.7	3.8	56.7	5600	0.0754
2x300	1.8	4.0	62.9	7000	0.0601
2x400	2.0	4.4	70.3	8800	0.047



MAX-FOH

0.6/1kV, multi-core
Insulated, sheathed

Cable Size	Insulation Thickness	Sheath Thickness	Cable Overall Diameter	Cable Weight	Max Conductor Resistance at 20°C
mm ²	mm	mm	mm	kg/km	ohm/km
3x1.5	0.7	1.8	11.9	190	12.10
3x2.5	0.7	1.8	12.8	240	7.41
3x4	0.7	1.8	13.9	300	4.61
3x6	0.7	1.8	15.2	380	3.08
3x10	0.7	1.8	17.2	480	1.83
3x16	0.7	1.8	19.5	680	1.15
3x25	0.9	1.8	23.2	1000	0.727
3x35	0.9	2.6	27.6	1300	0.524
3x50	1.0	2.7	31.1	1800	0.387
3x70	1.1	2.9	35.9	2500	0.268
3x95	1.1	3.1	40.4	3300	0.193
3x120	1.2	3.3	44.4	4100	0.153
3x150	1.4	3.5	49.4	5000	0.124
3x185	1.6	3.7	54.4	6200	0.0991
3x240	1.7	4.0	60.9	8100	0.0754
3x300	1.8	4.2	67.5	10000	0.0601
3x400	2.0	4.6	75.4	12000	0.047

Cable Size	Insulation Thickness	Sheath Thickness	Cable Overall Diameter	Cable Weight	Max Conductor Resistance at 20°C
mm ²	mm	mm	mm	kg/km	ohm/km
4x1.5	0.7	1.8	12.9	230	12.10
4x2.5	0.7	1.8	13.9	290	7.41
4x4	0.7	1.8	15.2	370	4.61
4x6	0.7	1.8	16.5	480	3.08
4x10	0.7	1.8	18.8	610	1.83
4x16	0.7	1.8	21.4	880	1.15
4x25	0.9	1.8	25.5	1300	0.727
4x35	0.9	2.7	30.4	1700	0.524
4x50	1.0	2.9	34.5	2300	0.387
4x70	1.1	3.1	39.8	3200	0.268
4x95	1.1	3.3	44.8	4300	0.193
4x120	1.2	3.5	49.2	5400	0.153
4x150	1.4	3.7	54.8	6700	0.124
4x185	1.6	4.0	60.6	8200	0.0991
4x240	1.7	4.3	67.7	10000	0.0754
4x300	1.8	4.6	75.3	13000	0.0601
4x400	2.0	5.0	84.1	16000	0.047

Cable Size	Insulation Thickness	Sheath Thickness	Cable Overall Diameter	Cable Weight	Max Conductor Resistance at 20°C
mm ²	mm	mm	mm	kg/km	ohm/km
5x1.5	0.7	1.8	14.1	230	12.10
5x2.5	0.7	1.8	15.2	300	7.41
5x4	0.7	1.8	16.7	390	4.61
5x6	0.7	1.8	18.2	510	3.08
5x10	0.7	1.8	20.5	720	1.83
5x16	0.7	1.8	23.4	1000	1.15
5x25	0.9	1.8	28.0	1500	0.727
5x35	0.9	2.8	33.5	2200	0.524
5x50	1.0	3.0	38.3	2900	0.387
5x70	1.1	3.2	44.0	4000	0.268
5x95	1.1	3.5	49.7	5400	0.193
5x120	1.2	3.7	54.6	6800	0.153
5x150	1.4	4.0	61.0	8400	0.124